




# VLR 70 L Trend EU





DECENTRALISED

PRODUCT-NO.: 203133

## Required accessories

Article	Part no.	Type	Description
	239570	<b><u>VLR 70-2 CU</u></b>	Control set for VLR 70
	239571	<b><u>VLR 70-4 CU</u></b>	Control set for VLR 70
	239572	<b><u>VLR 70-8 CU</u></b>	Control set for VLR 70

## Maintenance accessories

Article	Part no.	Type	Description
	239562	<b><u>SP VLR 70 RF COARSE 30 G2-4</u></b>	Filter for VLR 70
	239575	<b><u>SP VLR 70 RF COARSE 60 G4-4</u></b>	Filter for VLR 70
	239577	<b><u>SP VLR 70 RF EPM1 50 F7-4</u></b>	Filter for VLR 70
	201274	<b><u>SP VLR 70 RF EPM1 80 F9-4</u></b>	Filter for VLR 70



239576

**SP VLR 70 RF EPM10 50**  
**M5-4**

Filter for VLR 70

**Contact information**

Do you have additional questions? Then please do not hesitate to contact us, we would be only too happy to help:

Call 0151 346 2300

Or send an e-mail to

[sales@stiebel-eltron.co.uk](mailto:sales@stiebel-eltron.co.uk)

Only a qualified contractor should carry out the installation, commissioning, maintenance and repair of this appliance.

Where applicable and prior to installation the electricity and/or water utility companies should be notified of your intention to install the product.