

# WPE-I 12 HK 230 Premium Pack

GROUND SOURCE HEAT PUMPS

PRODUCT-NO.: 204407

## The main features

Mono mode operation possible for heating and DHW thanks to higher flow temperatures

---

Inverter technology allows ideally matched heating output through the variable speed compressor

---

Easy and time saving installation, due to high level of integration and inclusion of accessories

---

Buffer cylinder to separate the flows for maximum operational reliability

---

Separate DHW cylinder for a high level of hot water convenience

---

Integral passive cooling



**WPE-I 04 HK 230  
Premium Pack**

Product-No.: 204399



**WPE-I 06 HK 230  
Premium Pack**

Product-No.: 204405



**WPE-I 08 HK 230  
Premium Pack**

Product-No.: 204402



**WPE-I 15 HK 230  
Premium Pack**

Product-No.: 204404

## Set-Components 1



### Type

SBP 100 Plus

SBP 100 Plus

SBP 100 Plus

### Product set

WPE-I 04 HK 230  
Premium Pack

WPE-I 06 HK 230  
Premium Pack

WPE-I 08 HK 230  
Premium Pack

### Technical data

Energy efficiency class	C	C	C
Standby energy consumption/24 h at 65 °C	1.50 kWh	1.50 kWh	1.50 kWh
Nominal capacity	100 l	100 l	100 l
Height	750 mm	750 mm	750 mm
Diameter	542 mm	542 mm	542 mm
Weight	140 kg	140 kg	140 kg

## Set-Components 1



Type	SBP 100 Plus	SBP 100 Plus
Product set	WPE-I 12 HK 230 Premium Pack	WPE-I 15 HK 230 Premium Pack

## Technical data

Energy efficiency class	C	C
Standby energy consumption/24 h at 65 °C	1.50 kWh	1.50 kWh
Nominal capacity	100 l	100 l
Height	750 mm	750 mm
Diameter	542 mm	542 mm
Weight	140 kg	140 kg

## Set-Components 2



Type	WPE-I 04 HK 230 Premium	WPE-I 06 HK 230 Premium	WPE-I 08 HK 230 Premium
Product set	WPE-I 04 HK 230 Premium Pack	WPE-I 06 HK 230 Premium Pack	WPE-I 08 HK 230 Premium Pack

### Technical data

Energy efficiency class, heat pump W35	A+++	A+++	A+++
Energy efficiency class, heat pump W55	A+++	A+++	A+++
Energy efficiency class, composite system (heat pump + controller) W35	A+++	A+++	A+++
Energy efficiency class, composite system (heat pump + controller) W55	A+++	A+++	A+++
Heating output at B0/W35 (EN 14511)	1,96 kW	2,37 kW	2,78 kW
Heating output at B0/W35 (min./max.)	1,0-4,2 kW	1,0-6,6 kW	1,0 - 7,6 kW
COP at B0/W35 (EN 14511)	4.60	4.60	4.67
SCOP 35 °C (EN 14825)	5.07	5.20	5.12
Sound power level (EN 12102)	38-40 dB(A)	38-43 dB(A)	38-45 dB(A)
Max. application limit on the heating side	75 °C	75 °C	75 °C
Height	1369 mm	1369 mm	1369 mm
Width	598 mm	598 mm	598 mm
Depth	658 mm	658 mm	658 mm
Weight	180 kg	180 kg	180 kg
Rated voltage, compressor	230 V	230 V	230 V
Rated voltage, emergency/auxiliary heater	230 V	230 V	230 V
Refrigerant	R454C	R454C	R454C

Connection, heating side	28 mm	28 mm	28 mm
Connection, heat source side	28 mm plug-in connection	28 mm plug-in connection	28 mm plug-in connection

## Set-Components 2



Type	WPE-I 12 HK 230 Premium	WPE-I 15 HK 230 Premium
Product set	WPE-I 12 HK 230 Premium Pack	WPE-I 15 HK 230 Premium Pack

### Technical data

Energy efficiency class, heat pump W35	A+++	A+++
Energy efficiency class, heat pump W55	A+++	A+++
Energy efficiency class, composite system (heat pump + controller) W35	A+++	A+++
Energy efficiency class, composite system (heat pump + controller) W55	A+++	A+++
Heating output at B0/W35 (EN 14511)	4,19 kW	5,18 kW
Heating output at B0/W35 (min./max.)	2,1-12,7 kW	2,1-14,8 kW
COP at B0/W35 (EN 14511)	5.01	4.86
SCOP 35 °C (EN 14825)	5.59	5.44
Sound power level (EN 12102)	39-46 dB(A)	39-47 dB(A)
Max. application limit on the heating side	75 °C	75 °C
Height	1369 mm	1369 mm
Width	598 mm	598 mm
Depth	658 mm	658 mm
Weight	190 kg	190 kg
Rated voltage, compressor	230 V	230 V
Rated voltage, emergency/auxiliary heater	230 V	230 V
Refrigerant	R454C	R454C

Connection, heating side	28 mm	28 mm
Connection, heat source side	28 mm plug-in connection	28 mm plug-in connection

## Set-Components 3



### Type

**SBB 302  
WP (GB) Set**

**SBB 302  
WP (GB) Set**

**SBB 302  
WP (GB) Set**

### Product set

WPE-I 04 HK 230  
Premium Pack

WPE-I 06 HK 230  
Premium Pack

WPE-I 08 HK 230  
Premium Pack

### Technical data

Energy efficiency class	C	C	C
Nominal capacity	290 l	290 l	290 l
Surface area, heat exchanger, top	4.80 m <sup>2</sup>	4.80 m <sup>2</sup>	4.80 m <sup>2</sup>
Height	1770 mm	1770 mm	1770 mm
Diameter	700 mm	700 mm	700 mm
Height when tilted	1750 mm	1750 mm	1750 mm
Weight, empty	184 kg	184 kg	184 kg



Set-Components **3**



Type	SBB 302 WP (GB) Set	SBB 302 WP (GB) Set
Product set	WPE-I 12 HK 230 Premium Pack	WPE-I 15 HK 230 Premium Pack

Technical data

Energy efficiency class	C	C
Nominal capacity	290 l	290 l
Surface area, heat exchanger, top	4.80 m <sup>2</sup>	4.80 m <sup>2</sup>
Height	1770 mm	1770 mm
Diameter	700 mm	700 mm
Height when tilted	1750 mm	1750 mm
Weight, empty	184 kg	184 kg

Set-Components **4**



Type

WPSF

WPSF

WPSF

Product set

WPE-I 04 HK 230  
Premium Pack

WPE-I 06 HK 230  
Premium Pack

WPE-I 08 HK 230  
Premium Pack

Technical data

Connection, heat source side	G 1 1/4 A	G 1 1/4 A	G 1 1/4 A
Safety valve response pressure	0.30 MPa	0.30 MPa	0.30 MPa
Max. application limit, heat source	40 °C	40 °C	40 °C
Min. application limit, heat source	-5 °C	-5 °C	-5 °C
Max. operating pressure	0.60 MPa	0.60 MPa	0.60 MPa

Set-Components **4**






Type	WPSF	WPSF
Product set	WPE-I 12 HK 230 Premium Pack	WPE-I 15 HK 230 Premium Pack

Technical data

Connection, heat source side	G 1 1/4 A	G 1 1/4 A
Safety valve response pressure	0.30 MPa	0.30 MPa
Max. application limit, heat source	40 °C	40 °C
Min. application limit, heat source	-5 °C	-5 °C
Max. operating pressure	0.60 MPa	0.60 MPa

Set-Components **5**



Type

FS-WP 28

FS-WP 28

FS-WP 28

Product set

WPE-I 04 HK 230  
Premium Pack

WPE-I 06 HK 230  
Premium Pack

WPE-I 08 HK 230  
Premium Pack

Technical data


Connection

G 1 1/4 A /  
Cu 28 x 1.5

G 1 1/4 A /  
Cu 28 x 1.5

G 1 1/4 A /  
Cu 28 x 1.5

Set-Components **5**



Type

FS-WP 28

FS-WP 28

Product set

WPE-I 12 HK 230  
Premium Pack

WPE-I 15 HK 230  
Premium Pack

Technical data

Connection

G 1 1/4 A /  
Cu 28 x 1.5

G 1 1/4 A /  
Cu 28 x 1.5

Set-Components **6**



Type

UP 25-60-180

UP 25-60-180

UP 25-60-180

Product set

WPE-I 04 HK 230  
Premium Pack

WPE-I 06 HK 230  
Premium Pack

WPE-I 08 HK 230  
Premium Pack

Technical data

Connection

G 2

G 2

G 2

Power consumption

46/67/93 W

46/67/93 W

46/67/93 W

Rated voltage

230 V

230 V

230 V


Installation length (centre distance)

180 mm

180 mm

180 mm

Set-Components **6**



Type	UP 25-60-180	UP 25-60-180
Product set	WPE-I 12 HK 230 Premium Pack	WPE-I 15 HK 230 Premium Pack

Technical data

Connection	G 2	G 2
Power consumption	46/67/93 W	46/67/93 W
Rated voltage	230 V	230 V
Installation length (centre distance)	180 mm	180 mm

Set-Components **7**



Type

FET

FET

FET

Product set

WPE-I 04 HK 230  
Premium Pack

WPE-I 06 HK 230  
Premium Pack

WPE-I 08 HK 230  
Premium Pack

Technical data

Width	145 mm	145 mm	145 mm
Height	96 mm	96 mm	96 mm
Depth	31 mm	31 mm	31 mm



Set-Components **7**



Type

Product set

	FET	FET
Product set	WPE-I 12 HK 230 Premium Pack	WPE-I 15 HK 230 Premium Pack

Technical data

Width	145 mm	145 mm
Height	96 mm	96 mm
Depth	31 mm	31 mm

Set-Components **8**



Type	ISG web	ISG web	ISG web
Product set	WPE-I 04 HK 230 Premium Pack	WPE-I 06 HK 230 Premium Pack	WPE-I 08 HK 230 Premium Pack

Technical data

Version	Wall mounting	Wall mounting	Wall mounting
10/100 Ethernet	RJ45	RJ45	RJ45
CAN	RJ45	RJ45	RJ45
RS232	RJ12	RJ12	RJ12
Width	158 mm	158 mm	158 mm
Height	95 mm	95 mm	95 mm
Depth	37 mm	37 mm	37 mm
Min./max. application range	0 / 60 °C	0 / 60 °C	0 / 60 °C

Set-Components **8**



Type	ISG web	ISG web
Product set	WPE-I 12 HK 230 Premium Pack	WPE-I 15 HK 230 Premium Pack

Technical data

Version	Wall mounting	Wall mounting
10/100 Ethernet	RJ45	RJ45
CAN	RJ45	RJ45
RS232	RJ12	RJ12
Width	158 mm	158 mm
Height	95 mm	95 mm
Depth	37 mm	37 mm
Min./max. application range	0 / 60 °C	0 / 60 °C

Set-Components **9**



Type	TAF PT 2m	TAF PT 2m	TAF PT 2m
Product set	WPE-I 04 HK 230 Premium Pack	WPE-I 06 HK 230 Premium Pack	WPE-I 08 HK 230 Premium Pack

### Technical data

Version	Temperature sensor	Temperature sensor	Temperature sensor
With supply line	•	•	•
Colour	white	white	white
Diameter	6 mm	6 mm	6 mm

Set-Components **9**



Type	TAF PT 2m	TAF PT 2m
Product set	WPE-I 12 HK 230 Premium Pack	WPE-I 15 HK 230 Premium Pack

Technical data

Version	Temperature sensor	Temperature sensor
With supply line	•	•
Colour	white	white
Diameter	6 mm	6 mm

More details regarding set components can be found under the relevant product

## **Contact information**

Do you have additional questions? Then please do not hesitate to contact us, we would be only too happy to help:

Call 0151 346 2300

Or send an e-mail to

[sales@stiebel-eltron.co.uk](mailto:sales@stiebel-eltron.co.uk)

Only a qualified contractor should carry out the installation, commissioning, maintenance and repair of this appliance. Where applicable and prior to installation the electricity and/or water utility companies should be notified of your intention to install the product.